

EUR/USD clings to \$1.07

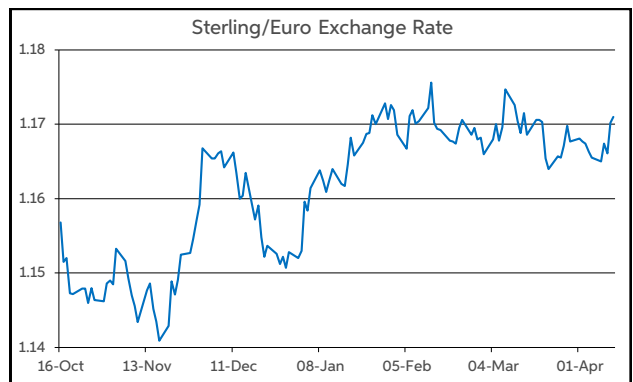
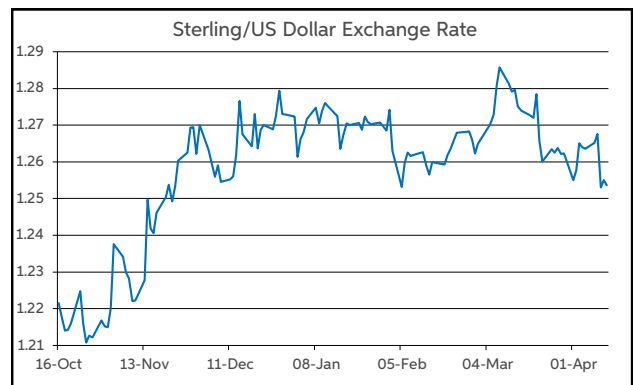
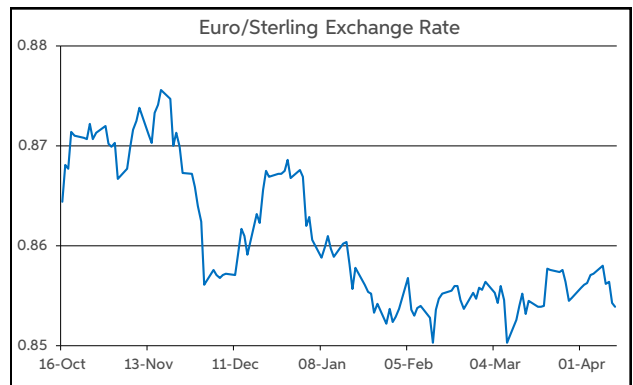
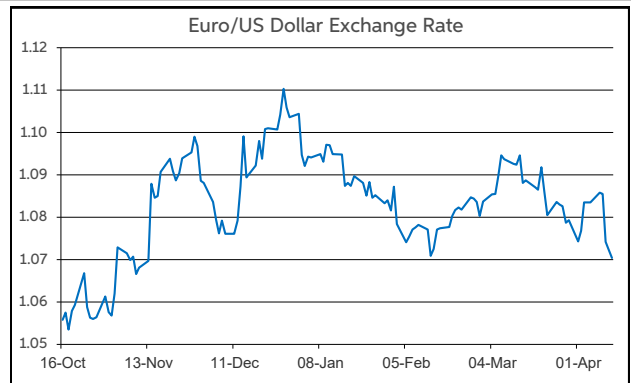
As expected, the ECB left monetary policy unchanged yesterday. However, the meeting statement noted that if the ECB's updated assessment of the inflation outlook (due in June) gives it further confidence that underlying inflation is converging to its 2% target, it would be "appropriate to reduce the current level of monetary policy restrictions". President Lagarde stated though, that the ECB is not "pre-committing to a particular rate path".

However, the impact from the ECB meeting on market rate expectations was somewhat muted. Indeed, remarks from BoE official Greene yesterday have had a greater impact on futures pricing. Greene stated that in her view, UK rate cuts were still "a way off". Meantime, in the US, a number of officials, including Williams, Collins and Barkin, have struck hawkish chords in speeches over the past 24 hours. Against this backdrop, current futures pricing is for rate cuts in the region of 75-80bps in the Eurozone, and circa 45-50bps in the US and UK, by year end.

On the currency front, the euro has been under some modest downward pressure. The softer tone to the euro is evidenced by EUR/USD opening this morning back at the \$1.07 threshold. GBP/USD continues to operate in the \$1.25-1.26 band. Elsewhere, EUR/GBP is in the lower half of 85-86p. USD/JPY remains above ¥153.

Already today, the monthly reading of UK GDP for February has printed at +0.1%, in-line with expectations. Meanwhile, industrial output rose by 1.1% in February, well above the consensus for stagnation. However, the release has not impacted sterling so far in early trading. Later today, the main highlight will be the preliminary reading of US consumer sentiment for April. Barring any major surprises though, the data are unlikely to effect the dollar.

Daniel Noonan, Economist, AIB



Today's Opening FX Rates			
		% Change	
		Day *	End 2023
EUR/USD	1.0704	-0.39	-3.01
EUR/GBP	0.8537	-0.29	-1.51
GBP/USD	1.2536	-0.08	-1.52
GBP/EUR	1.1705	0.29	1.53
USD/JPY	153.23	0.22	8.63
EUR/JPY	164.05	-0.15	5.41

* v Previous Day's European Open
See Next Page for More Rates

Opening Interest Rates						
Base Rate	Money Market			Swap Rates		
	1-Mth	3-Mth	1-Yr	2-Yr	5-Yr	
USD	5.38	5.43	5.56	5.45	5.14	4.65
EUR	4.50	3.85	3.91	3.67	3.28	2.84
GBP	5.25	5.19	5.19	5.00	4.88	4.33

All rates quoted are indicative market rates

See Next Page For More Rates & Charts

FX Spot	Karl Cooke Shane Gargan	FX Options	Mark Tuite	Reuters Phone	AIBG.I 00353-1-7724018	Morning Comment	John Fahey john.j.fahey@aib.ie
---------	----------------------------	------------	------------	------------------	---------------------------	-----------------	-----------------------------------

Opening Levels

Friday 12 April 2024
07:24 am



Euro

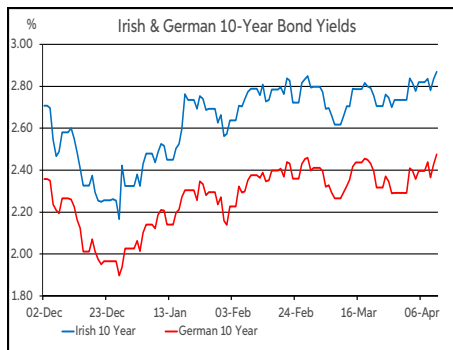
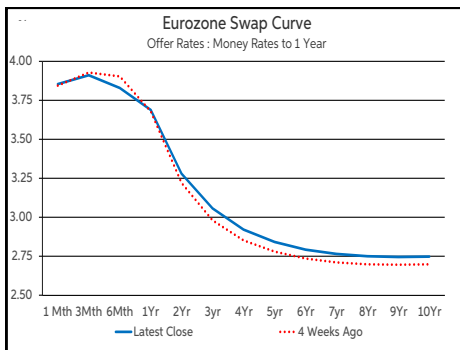
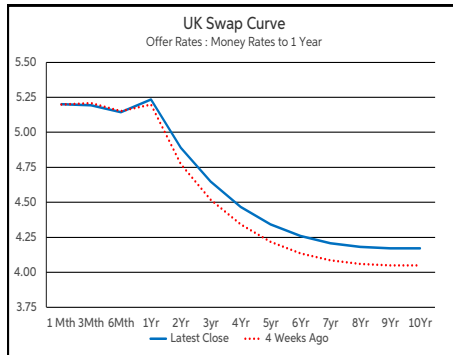
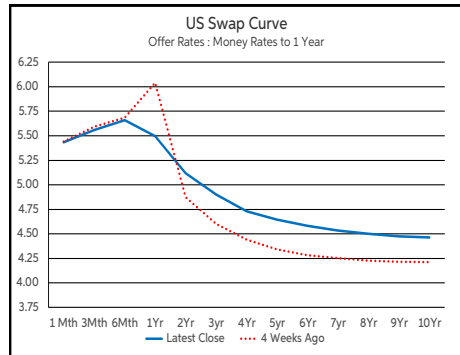
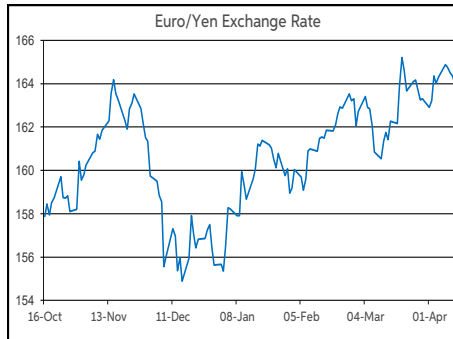
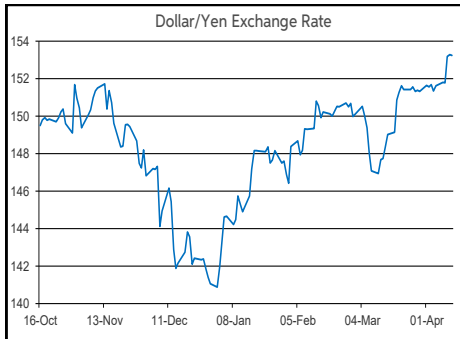
EUR/GBP	0.8537
EUR/USD	1.0704
EUR/JPY	164.05
EUR/SEK	11.5318
EUR/DKK	7.4592
EUR/NOK	11.6129
EUR/CHF	0.9753
EUR/AUD	1.6414
EUR/HKD	8.3872
EUR/CAD	1.4676

Sterling

GBP/EUR	1.1705
GBP/USD	1.2534
GBP/CAD	1.7187
GBP/NZD	2.094
GBP/JPY	192.06
GBP/SEK	13.5018
GBP/DKK	8.7344
GBP/NOK	13.6
GBP/CHF	1.1423
GBP/AUD	1.9222

Dollar

USD/JPY	153.23
USD/CAD	1.3707
USD/CHF	0.911
USD/CNY	7.2368
USD/BRL	5.0917
USD/RUB	93.63
USD/INR	83.3725
AUD/USD	0.6521
NZD/USD	0.5986



Debt Markets				
	Close	Change bps		
		Day	4 Weeks	End 23
10 Year Yield %				
US	4.58	+2	+28	+72
Germany	2.48	+5	+6	+45
UK	4.21	+5	+12	+67
5 Year Swap %				
US	4.65	+2	+35	+85
Eurozone	2.84	+4	+7	+41
UK	4.34	+8	+13	+69
2 Year Swap %				
US	5.12	-2	+29	+79
Eurozone	3.28	+2	+7	+49
UK	4.89	+9	+12	+63
10 Year Government Bond Spreads to Benchmark bps				
Ireland	42	-1	+2	+9
Belgium	51	-5	-3	-16
France	46	-3	+1	-7
Italy	137	+3	+10	-30
Spain	81	-0	+0	-15
Portugal	69	+2	+6	-7
Greece	92	-1	+9	-13

Commodities				
	% Change			
	Close	Day	4 Weeks	End 23
Brent Oil	89.74	-0.82	+5.06	+16.48
West Texas Oil	71.65	-0.17	-1.90	-1.27
Gold \$	2373.2	+1.73	+9.82	+15.06

This publication is for information purposes and is not an invitation to deal. The information is believed to be reliable but is not guaranteed. Any expressions of opinions are subject to change without notice. This publication is not to be reproduced in whole or in part without prior permission. In the Republic of Ireland it is distributed by Allied Irish Banks, p.l.c. In the UK it is distributed by Allied Irish Banks, p.l.c. and Allied Irish Bank (GB). In Northern Ireland it is distributed by Allied Irish Bank (NI). In the United States of America it is distributed by Allied Irish Banks, p.l.c. Allied Irish Banks, p.l.c. is regulated by the Central Bank of Ireland. Allied Irish Bank (GB) and AIB (NI) are trade marks used under licence by AIB Group (UK) p.l.c. (a wholly owned subsidiary of Allied Irish Banks, p.l.c.), incorporated in Northern Ireland. Registered Office 92 Ann Street, Belfast BT1 3HH. Registered Number NI018800. Authorised by the Prudential Regulation Authority and regulated by the Financial Conduct Authority and the Prudential Regulation Authority. In the United States of America, Allied Irish Banks, p.l.c., New York Branch, is a branch licensed by the New York State Department of Financial Services. Deposits and other investment products are not FDIC insured, they are not guaranteed by any bank and they may lose value. Please note that telephone calls may be recorded in line with market practice.