

EUR/USD moves up from its lows

Investor sentiment continued to hold a cautious tone yesterday. This was against the backdrop of on-going concerns in relation to the Middle East. Meanwhile, aside from the early morning release of UK CPI inflation for March, which printed higher than expected, the remainder of yesterday's macro data diary was quiet and therefore not a dial mover for markets.

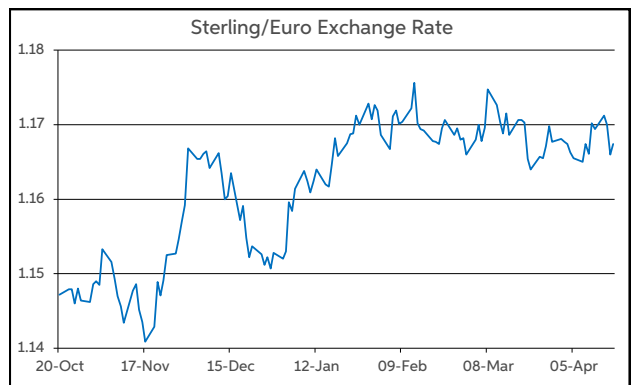
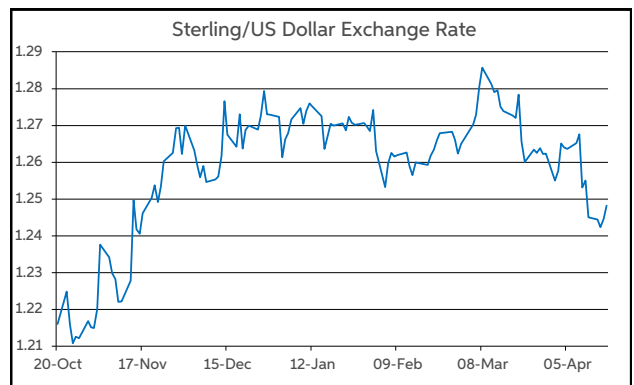
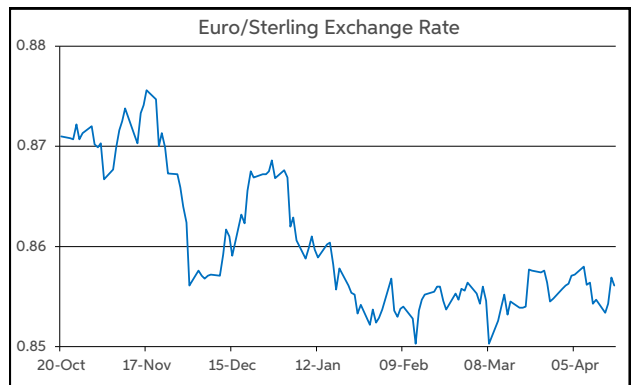
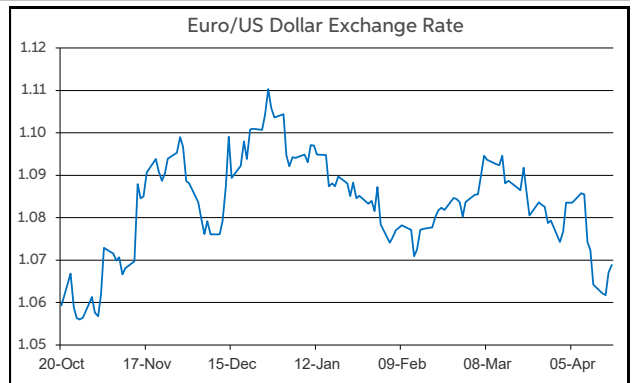
At the closing bell on Wall Street last night, the S&P 500 posted a loss of 0.6% on the day. This marked its fourth consecutive daily fall as investors adjusted to the higher for longer Fed rate outlook.

On the currency front, the action was confined to tight ranges yesterday. Sterling got an initial boost from the aforementioned CPI data, but this momentum was not sustained. However, the dollar has been holding a softer tone over the last 24 hours, moving back from its year-to-date highs against some of the other majors.

In level terms, this is evident in EUR/USD halting its recent slide, moving into the upper half of \$1.06-1.07. The softer dollar tone is also reflected in GBP/USD changing hands above the midpoint of \$1.24-1.25. EUR/GBP remains within the 85-86p band. Elsewhere, there was a joint statement from the Finance Ministers of the US, Japan and South Korea expressing concerns over recent depreciation of the yen and won. USD/JPY has edged back to the ¥154 threshold.

Looking ahead to today, the data calendar is very much US centric. It features weekly jobless claims, existing home sales (Mar) and the regional Philly Fed index (Apr). However, unless there are significant surprises, these releases are not expected to be of much influence on the dollar.

John Fahey, Senior Economist, AIB



Today's Opening FX Rates			
		% Change	
		Day *	End 2023
EUR/USD	1.0687	0.60	-3.16
EUR/GBP	0.8561	0.18	-1.23
GBP/USD	1.248	0.43	-1.96
GBP/EUR	1.1673	-0.18	1.25
USD/JPY	154.06	-0.38	9.22
EUR/JPY	164.69	0.24	5.82

* v Previous Day's European Open
See Next Page for More Rates

Opening Interest Rates						
	Base Rate	Money Market		Swap Rates		
		1-Mth	3-Mth	1-Yr	2-Yr	5-Yr
USD	5.38	5.43	5.59	5.43	5.11	4.63
EUR	4.50	3.86	3.90	3.66	3.29	2.85
GBP	5.25	5.19	5.19	5.03	4.91	4.39

All rates quoted are indicative market rates

See Next Page For More Rates & Charts

FX Spot	Karl Cooke Shane Gargan	FX Options	Mark Tuite	Reuters Phone	AIBG.I 00353-1-7724018	Morning Comment	John Fahey john.j.fahey@aib.ie
---------	----------------------------	------------	------------	---------------	---------------------------	-----------------	-----------------------------------

Opening Levels

Thursday 18 April 2024
07:20 am



Euro

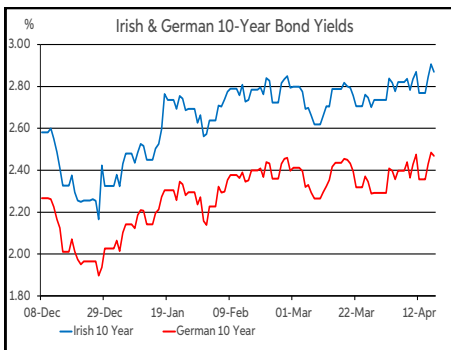
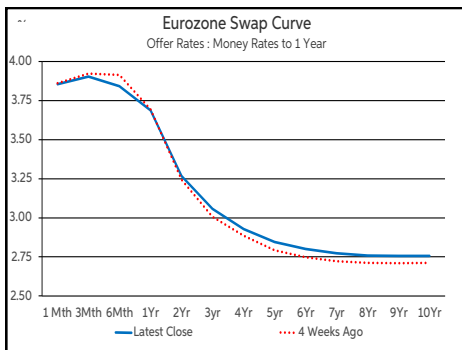
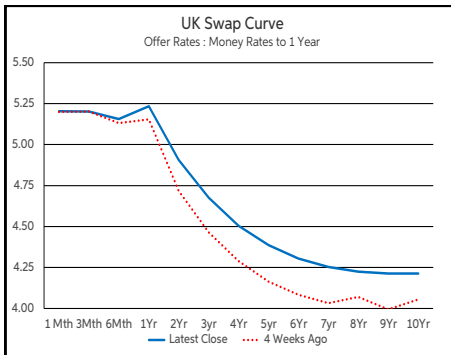
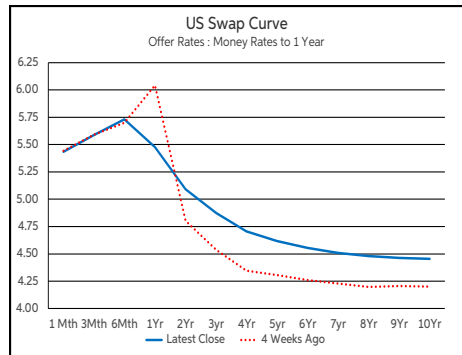
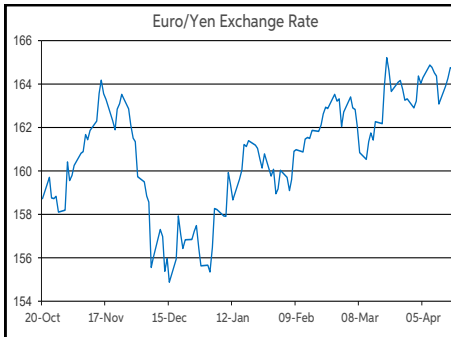
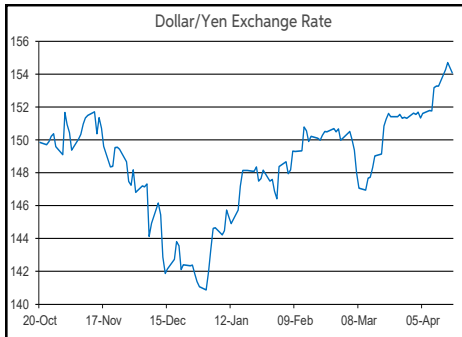
EUR/GBP	0.8564
EUR/USD	1.0687
EUR/JPY	164.71
EUR/SEK	11.6486
EUR/DKK	7.4609
EUR/NOK	11.7155
EUR/CHF	0.9714
EUR/AUD	1.656
EUR/HKD	8.3696
EUR/CAD	1.4691

Sterling

GBP/EUR	1.1675
GBP/USD	1.2482
GBP/CAD	1.7152
GBP/NZD	2.1046
GBP/JPY	192.32
GBP/SEK	13.5992
GBP/DKK	8.7099
GBP/NOK	13.673
GBP/CHF	1.1343
GBP/AUD	1.9336

Dollar

USD/JPY	154.08
USD/CAD	1.3744
USD/CHF	0.9089
USD/CNY	7.2342
USD/BRL	5.233
USD/RUB	94.2875
USD/INR	83.5075
AUD/USD	0.6452
NZD/USD	0.5928



Debt Markets				
	Close	Change bps		
		Day	4 Weeks	End 23
10 Year Yield %				
US	4.59	-7	+31	+73
Germany	2.47	-2	+4	+44
UK	4.27	-4	+25	+73
Ireland	2.90	-3	+8	+54
Belgium	3.04	-2	+7	+35
France	2.99	-2	+11	+43
Italy	3.89	-3	+17	+19
Spain	3.31	-2	+6	+32
Portugal	3.17	-3	+9	+38
Greece	3.44	-5	+11	+37
5 Year Swap %				
US	4.62	-9	+35	+82
Eurozone	2.85	-3	+6	+42
UK	4.39	-5	+23	+74
2 Year Swap %				
US	5.09	-7	+33	+76
Eurozone	3.27	-2	+3	+47
UK	4.91	-5	+19	+64
10 Year Government Bond Spreads to Benchmark bps				
Ireland	43	-2	+5	+9
Belgium	57	-1	+3	-10
France	52	-0	+8	-1
Italy	142	-1	+13	-26
Spain	84	-1	+2	-13
Portugal	69	-1	+5	-6
Greece	97	-4	+7	-8

Commodities				
	Close	% Change		
		Day	4 Weeks	End 23
Brent Oil	87.29	-3.03	+1.56	+13.30
West Texas Oil	71.65	-0.17	-1.90	-1.27
Gold \$	2360.8	-0.92	+8.00	+14.46

This publication is for information purposes and is not an invitation to deal. The information is believed to be reliable but is not guaranteed. Any expressions of opinions are subject to change without notice. This publication is not to be reproduced in whole or in part without prior permission. In the Republic of Ireland it is distributed by Allied Irish Banks, p.l.c. In the UK it is distributed by Allied Irish Banks, p.l.c. and Allied Irish Bank (GB). In Northern Ireland it is distributed by Allied Irish Bank (NI). In the United States of America it is distributed by Allied Irish Banks, p.l.c. Allied Irish Banks, p.l.c. is regulated by the Central Bank of Ireland. Allied Irish Bank (GB) and AIB (NI) are trade marks used under licence by AIB Group (UK) p.l.c. (a wholly owned subsidiary of Allied Irish Banks, p.l.c.), incorporated in Northern Ireland. Registered Office 92 Ann Street, Belfast BT1 3HH. Registered Number NI018800. Authorised by the Prudential Regulation Authority and regulated by the Financial Conduct Authority and the Prudential Regulation Authority. In the United States of America, Allied Irish Banks, p.l.c., New York Branch, is a branch licensed by the New York State Department of Financial Services. Deposits and other investment products are not FDIC insured, they are not guaranteed by any bank and they may lose value. Please note that telephone calls may be recorded in line with market practice.